

## 2020/2021 Star Early Literacy SPRING Benchmark Summary

### Chikaming Elementary

Percent of Students:	All Chikaming	Kindergarten	1st Grade	2nd Grade
At/Above Grade Level	67%	70%	NA; Fewer than 10 First Grade Students took the Early Literacy Assessment.	NA; Fewer than 10 Second Grade Students took the Early Literacy Assessment.
On Watch	13%	14%		
Intervention	11%	11%		
Urgent Intervention	5%	5%		

Literacy Classifications	All Chikaming	Kindergarten	1st Grade	2nd Grade
Reader (Star Assessment)	61%	4%	83%	98%
Probable Reader	13%	24%	10%	2%
Late Transitional Reader	5%	15%	0%	0%
Early Transitional Reader	7%	15%	4%	0%
Late Emergent Reader	15%	41%	2%	0%
Early Emergent Reader	0%	0%	0%	0%

## 2020/2021 Star Early Literacy WINTER Benchmark Summary

### Chikaming Elementary

Percent of Students:	All Chikaming	Kindergarten	1st Grade	2nd Grade
At/Above Grade Level	49%	60%	27%	NA; Fewer than 10 Second Grade Students took the Early Literacy Assessment.
On Watch	18%	18%	27%	
Intervention	18%	10%	45%	
Urgent Intervention	15%	13%	0%	

Literacy Classifications	All Chikaming	Kindergarten	1st Grade	2nd Grade
Reader (Star Assessment)	59%	7%	77%	93%
Probable Reader	2%	5%	2%	0%
Late Transitional Reader	2%	7%	0%	0%
Early Transitional Reader	3%	2%	6%	0%
Late Emergent Reader	30%	67%	15%	8%
Early Emergent Reader	4%	12%	0%	0%

## 2020/2021 Star Early Literacy FALL Benchmark Summary

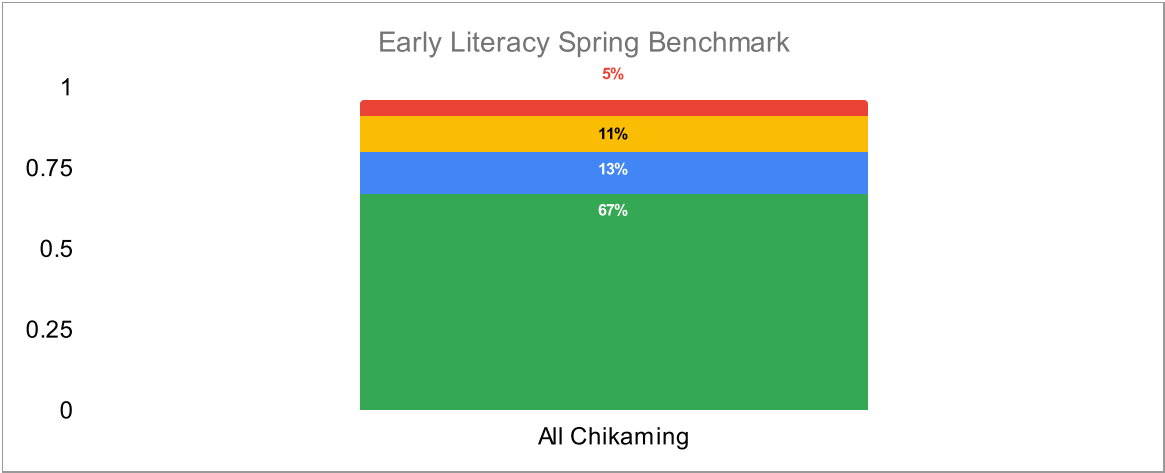
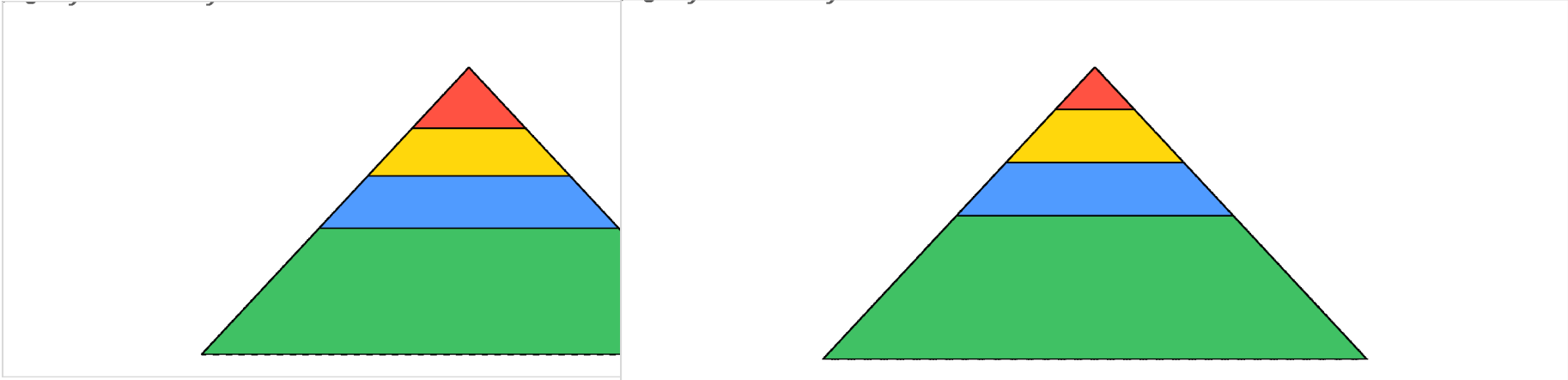
### Chikaming Elementary

Percent of Students:	All Chikaming	Kindergarten	1st Grade	2nd Grade
<b>At/Above Grade Level</b>	44%	57%	36%	NA; Fewer than 10 Second Grade Students took the Early Literacy Assessment.
<b>On Watch</b>	18%	11%	36%	
<b>Intervention</b>	17%	16%	18%	
<b>Urgent Intervention</b>	21%	16%	9%	

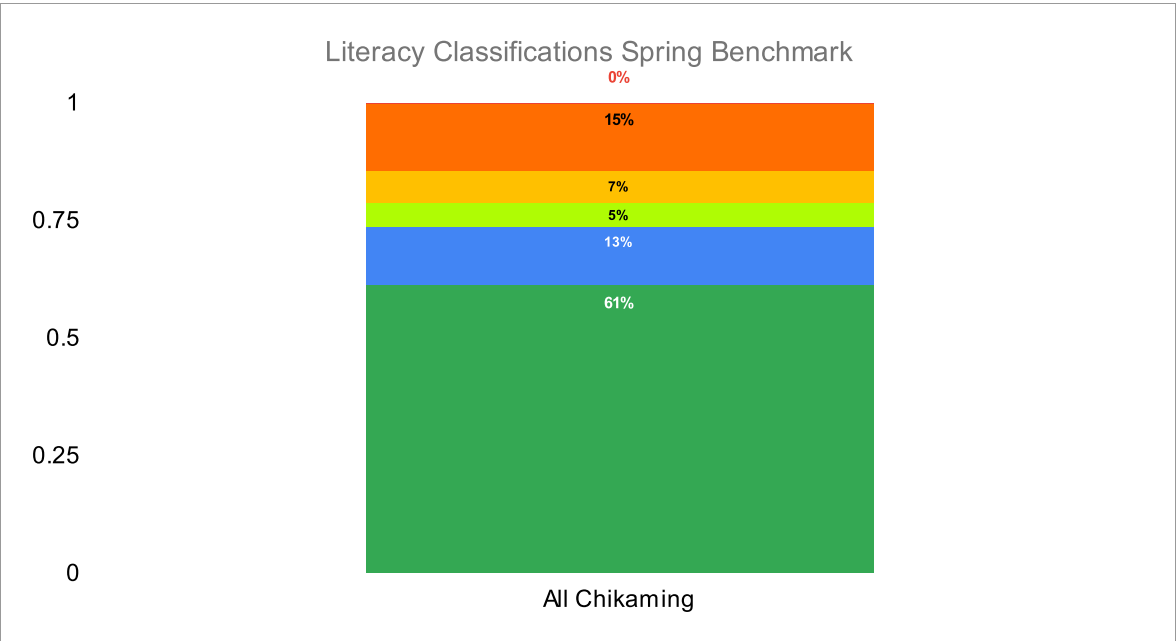
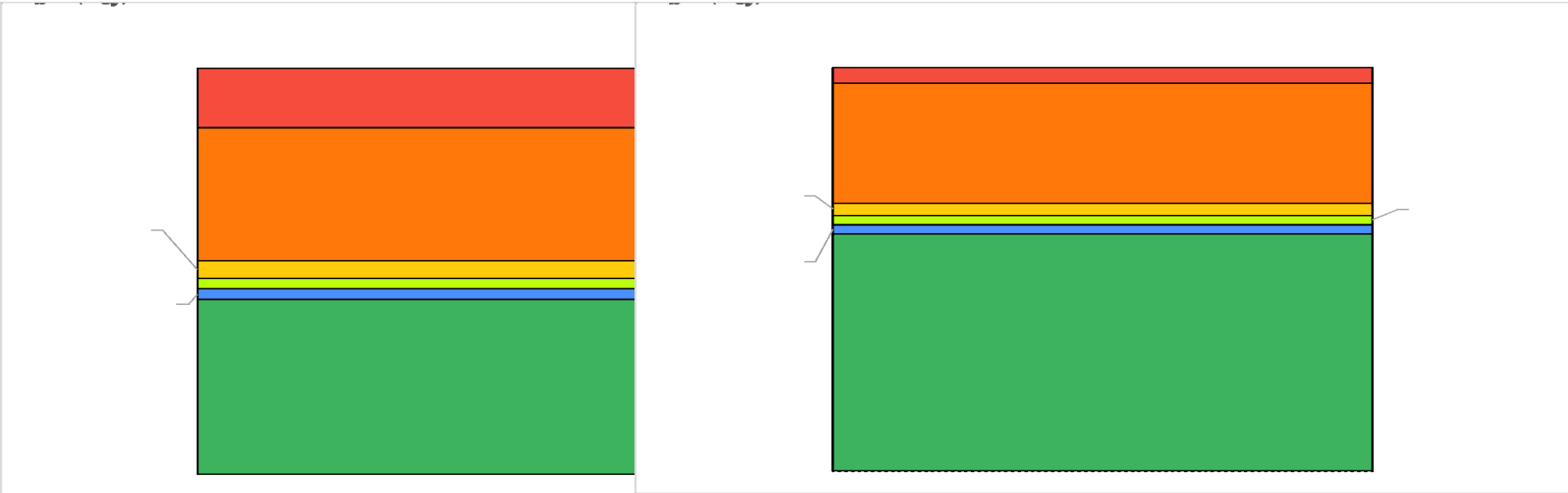
Literacy Classifications	All Chikaming	Kindergarten	1st Grade	2nd Grade
Reader (Star Assessment)	43%	0%	44%	83%
Probable Reader	3%	5%	3%	NA; Fewer than 10 Second Grade Students took the Early Literacy Assessment.
Late Transitional Reader	3%	5%	3%	
Early Transitional Reader	4%	5%	5%	
Late Emergent Reader	33%	46%	41%	
Early Emergent Reader	15%	38%	5%	

[Note: Students who are designated as "Readers" are administered the Star Reading Assessment. See results in the Star Reading data table.](#)

River Valley School District



River Valley School District



Key Urgent Intervention -- 1st-10th Percentile Intervention -- 11th-24th Percentile On Watch -- 25th-39th Percentile At/Above Benchmark -- 40th Above Percentile

## 2020/2021 Star Reading SPRING Benchmark Summary

### Chikaming Elementary

Percent of Students:	All Chikaming	Kindergarten	1st Grade	2nd Grade
At/Above Grade Level	72%	NA; Fewer than 10 Kindergarten students took the Star Reading Test	75%	59%
On Watch	10%		8%	0%
Intervention	10%		13%	11%
Urgent Intervention	8%		5%	30%

## 2020/2021 Star Reading WINTER Benchmark Summary

### Chikaming Elementary

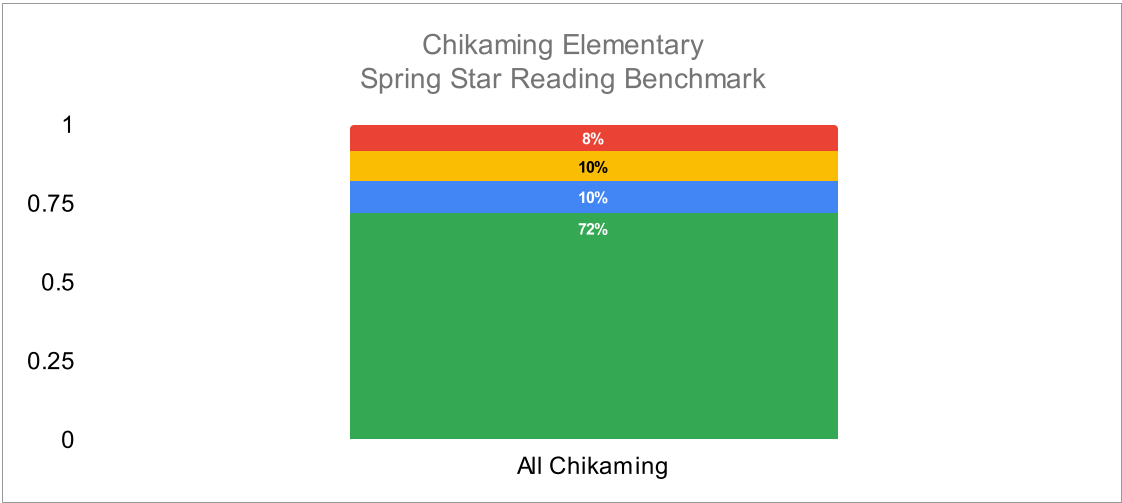
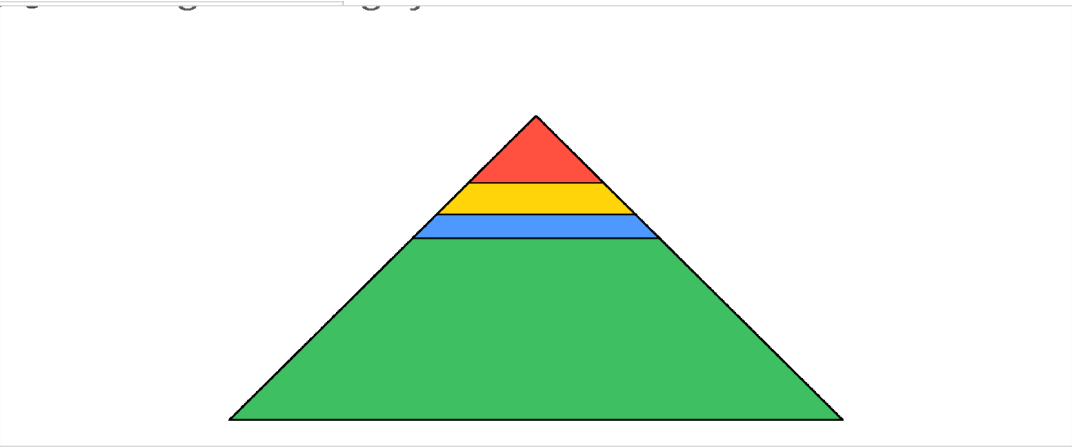
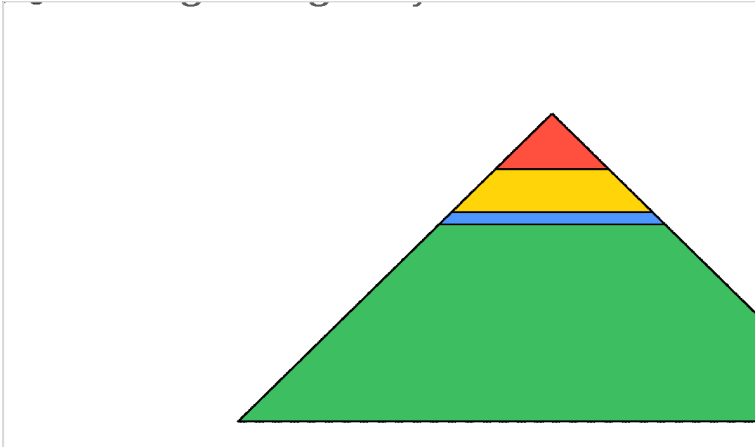
Percent of Students:	All Chikaming	Kindergarten	1st Grade	2nd Grade
At/Above Grade Level	60%	NA; Fewer than 10 Kindergarten students took the Star Reading Test	57%	59%
On Watch	8%		16%	0%
Intervention	10%		11%	11%
Urgent Intervention	22%		16%	30%

## 2020/2021 Star Reading FALL Benchmark Summary

### Chikaming Elementary

Percent of Students:	All Chikaming	Kindergarten	1st Grade	2nd Grade
At/Above Grade Level	64%	No Kindergarten students took the Star Reading Test	94%	48%
On Watch	4%		0%	6%
Intervention	14%		0%	21%
Urgent Intervention	18%		6%	24%

River Valley School District



**2020/2021 Star Reading SPRING Benchmark Summary**

Three Oaks Elementary

Percent of Students:	All Three Oaks	3rd Grade	4th Grade	5th Grade
At/Above Grade Level	63%	49%	74%	65%
On Watch	13%	20%	7%	13%
Intervention	11%	11%	7%	15%
Urgent Intervention	12%	20%	12%	7%

**2020/2021 Star Reading WINTER Benchmark Summary**

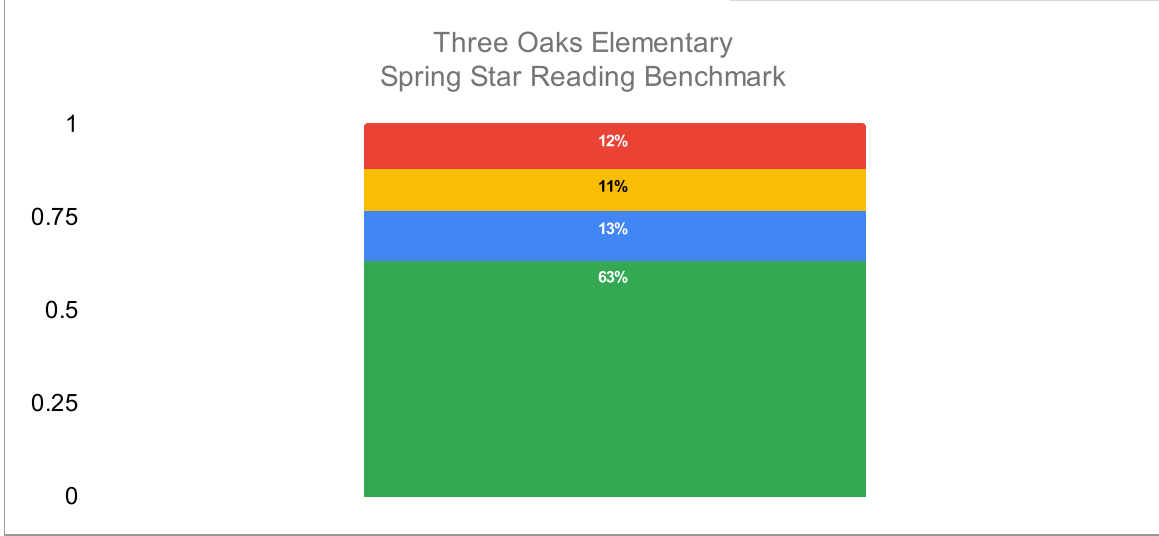
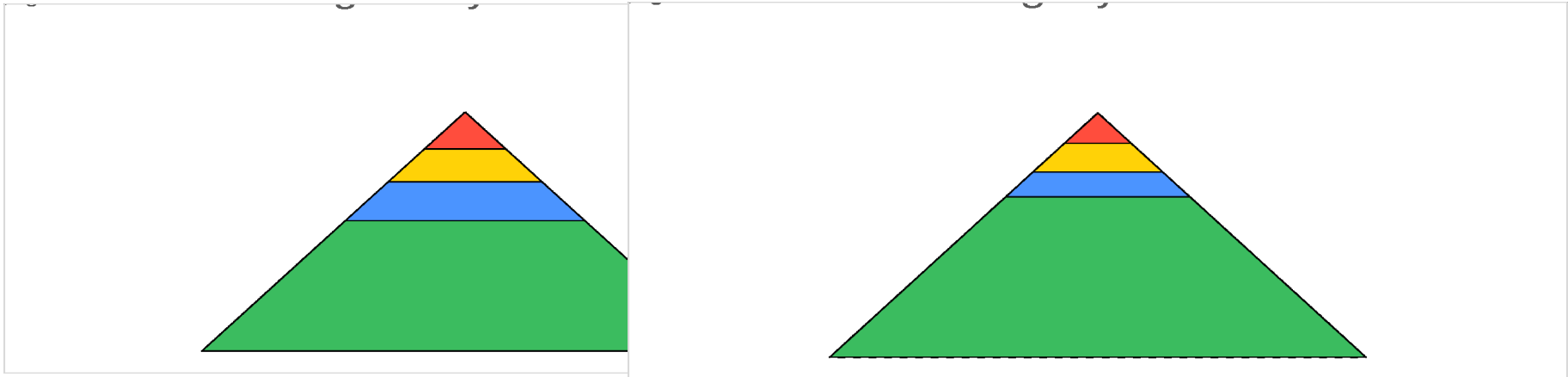
Three Oaks Elementary

Percent of Students:	All Three Oaks	3rd Grade	4th Grade	5th Grade
At/Above Grade Level	66%	57%	72%	67%
On Watch	10%	5%	7%	17%
Intervention	12%	22%	7%	8%
Urgent Intervention	13%	16%	14%	8%

**2020/2021 Star Reading FALL Benchmark Summary**

Three Oaks Elementary

Percent of Students:	All Three Oaks	3rd Grade	4th Grade	5th Grade
At/Above Grade Level	54%	39%	63%	57%
On Watch	16%	18%	20%	12%
Intervention	14%	18%	7%	16%
Urgent Intervention	15%	24%	10%	14%





**2020/2021 Star Reading SPRING Benchmark Summary**

**Middle School**

Percent of Students:	All Middle School	6th Grade	7th Grade	8th Grade
At/Above Grade Level	50%	59.2%	55.3%	35.0%
On Watch	17%	16.3%	15.8%	20.0%
Intervention	17%	6.1%	18.4%	27.5%
Urgent Intervention	16%	18.4%	10.5%	17.5%

**2020/2021 Star Reading WINTER Benchmark Summary**

**Middle School**

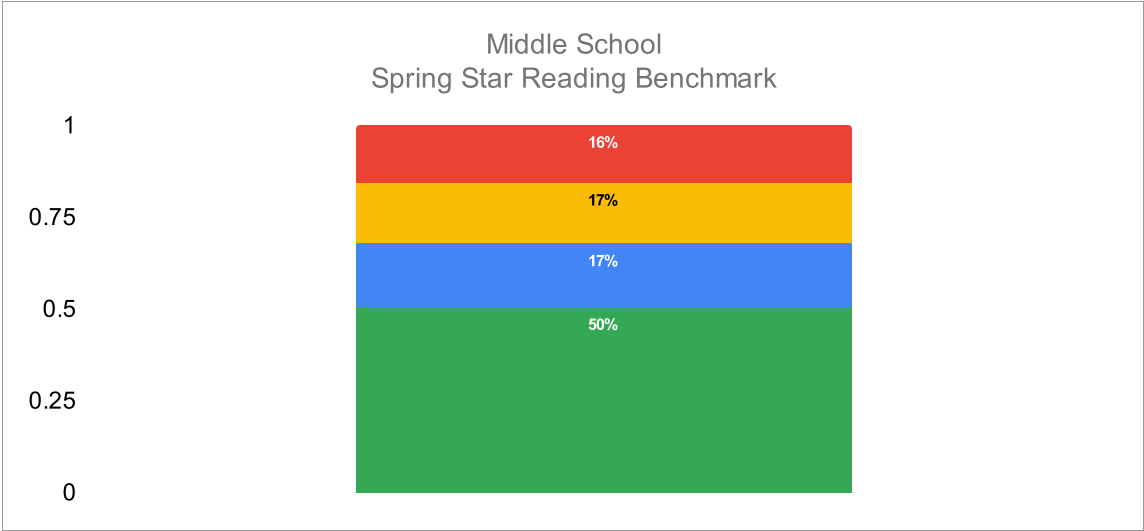
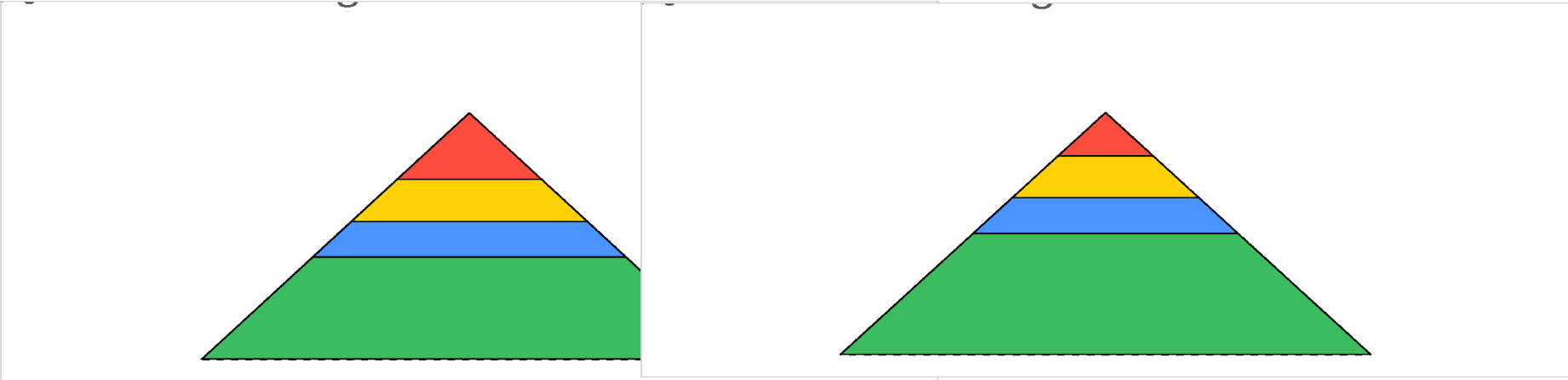
Percent of Students:	All Middle School	6th Grade	7th Grade	8th Grade
At/Above Grade Level	50%	52.0%	57.9%	40.0%
On Watch	15%	12.0%	18.4%	15.0%
Intervention	17%	16.0%	10.5%	25.0%
Urgent Intervention	18%	20.0%	13.2%	20.0%

**2020/2021 Star Reading FALL Benchmark Summary**

**Middle School**

Percent of Students:	All Middle School	6th Grade	7th Grade	8th Grade
At/Above Grade Level	41%	43.5%	50.0%	27.6%
On Watch	14%	13.0%	13.9%	17.2%
Intervention	17%	13.0%	19.4%	20.7%
Urgent Intervention	27%	30.4%	16.7%	34.5%

River Valley School District



Key Urgent Intervention -- 1st-10th Percentile Intervention -- 11th-24th Percentile On Watch -- 25th-39th Percentile At/Above Benchmark -- 40th Above Percentile

**2020/2021 Star Reading SPRING Benchmark Summary**

District-Wide

Percent of Students:	District-Wide
At/Above Grade Level	62%
On Watch	14%
Intervention	13%
Urgent Intervention	12%

**2020/2021 Star Reading WINTER Benchmark Summary**

District-Wide

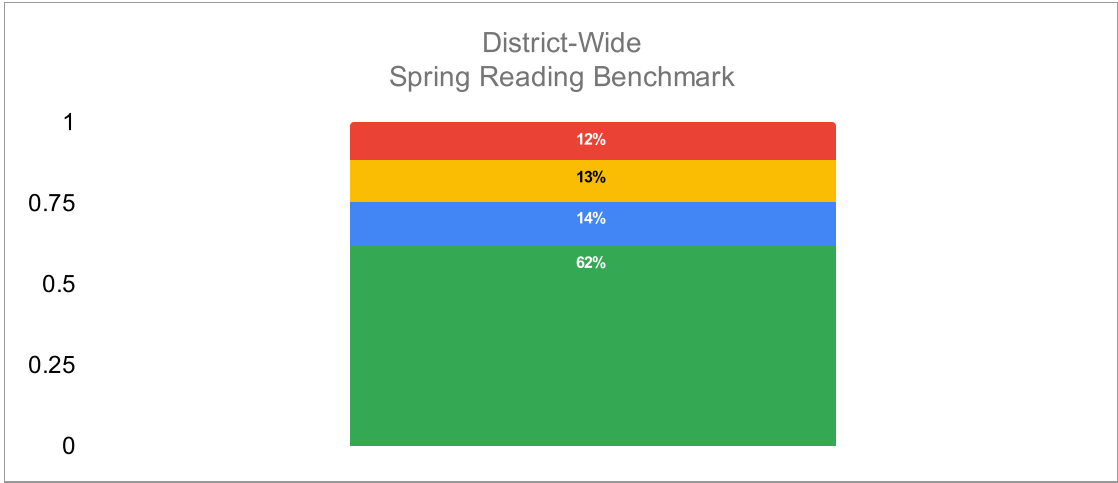
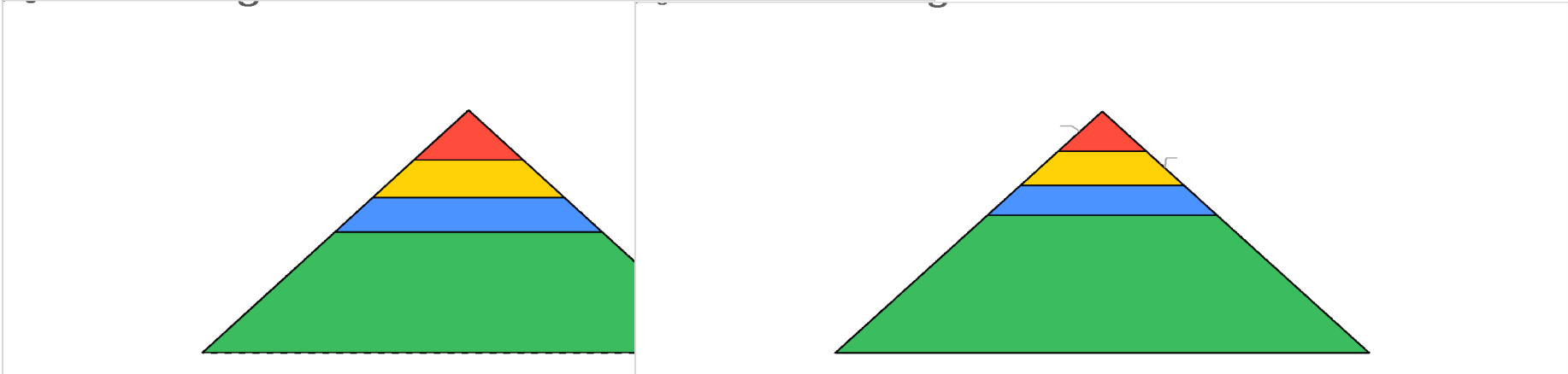
Percent of Students:	District-Wide
At/Above Grade Level	57%
On Watch	12%
Intervention	14%
Urgent Intervention	16%

**2020/2021 Reading FALL Benchmark Summary**

District-Wide

Percent of Students:	District-Wide
At/Above Grade Level	50%
On Watch	14%
Intervention	15%
Urgent Intervention	21%

River Valley School District



Key Urgent Intervention -- 1st-10th Percentile Intervention -- 11th-24th Percentile On Watch -- 25th-39th Percentile At/Above Benchmark -- 40th Above Percentile